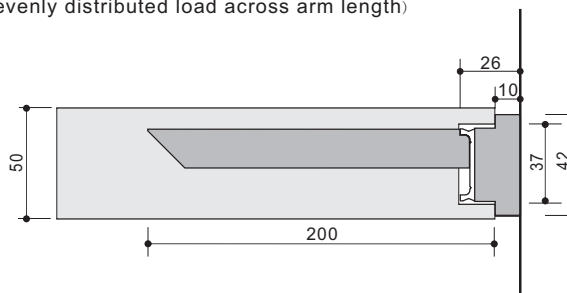
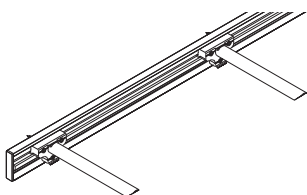


# Floating Shelf Supports



## Application Specs and Features:

- shelf thickness: 50mm Recommended
- shelf depth: 250-300mm Recommended.
- Load capacity: 12.5Kg/Arm (evenly distributed load across arm length)



### Track

aluminium, clear, anodised

Cat No.	Length (mm)
8160. 38. 042	2500*

### Arm Block

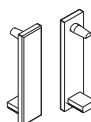
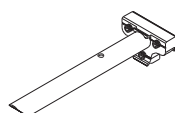
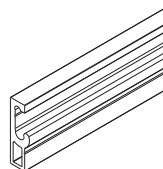
Zinc alloy: nickel plated; Stainless steel, matt brush.

Cat No.	Unit
8160. 37. 190	pcs

### Track End Cap

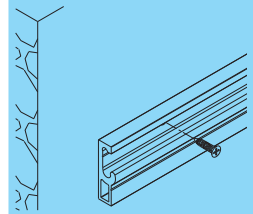
Zinc alloy: chrome-plated, matt.

Cat No.	Unit
8160. 43. 001	pair

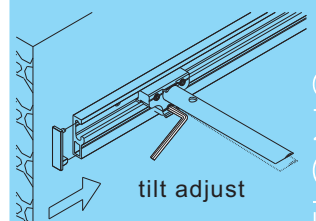


# Solu

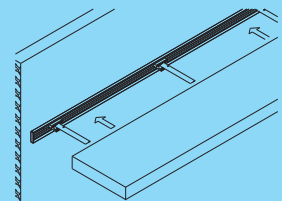
step 1



step 2



step 3



FLOATING SOLUTIONS



Dimensional Data not binding.  
We reserve the right to alter specifications without notice.

2. 01

\* Usable length 2430~2470mm